

MY VISIT TO THE VERBEKE FOUNDATION



**VERBEKE
FOUNDATION**

MY VISIT TO THE VERBEKE FOUNDATION

'Verbeke Foundation' is a private art site which opened its doors to the general public in June 2007 by art collectors Geert Verbeke and Carla Verbeke-Lens.

I will discover a site where culture, nature and ecology go hand in hand.



The inner and outer spaces accommodate an impressive collection of modern and contemporary art.

With 29.7 acres of scenic area and 4.9 acres of covered space, the Foundation is one of the largest private initiatives for contemporary art throughout Europe. The warehouses of the former Verbeke transport agency were converted into unique exhibition halls. One of the buildings is furnished to exhibit the extraordinary collection of collages and assemblages. The Foundation is subject to ongoing growth and transformation processes. Throughout the year we work on small and large projects, so that the exhibitions are always on the move and there is something new to see with every visit.

FOR YOUNG VISITORS

- Verbeke Foundation is a museum, a place where I discover art.
- All objects and drawings are made by people who have a lot of fantasy.
- The 'artists' made funny, pleasant, strange and odd objects.
- There is a huge inner hall with art.
- Outside there is a huge garden with big or small constructions made of iron, wood, glass or clay.
- I walk on the pathways and take pictures.
- On the playground I discover artistic play equipment, which I handle with respect.

WHEN DO I PLAN MY VISIT?



Date:month.....day.....year

I will leave at:a.m. /p.m.

Who will join me?
.....
.....

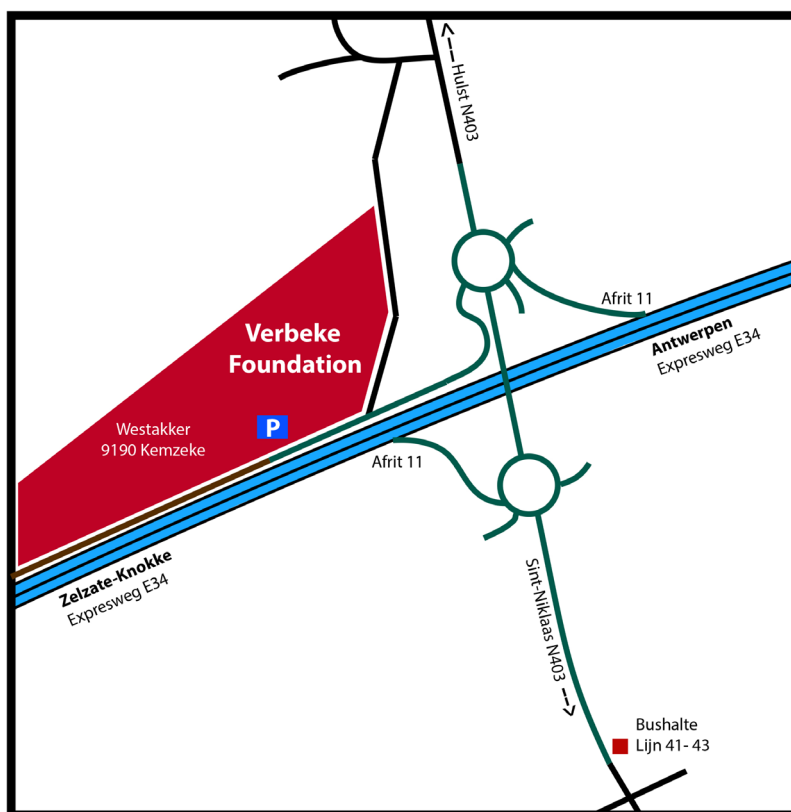
Do I go by myself? I will try to leave on time. That is ata.m. /p.m.

Do I make a reservation for a guided tour?

I can reserve a guide that takes me around the museum. The guided tour takes 1h30min and costs € 70; max. 20 people may join me, but that is not necessary. I reserve by emailing info@verbekefoundation.com or I call +32(0)3 789 22 07. I mention date and hour of the guided tour and the number of people joining me. I make the reservation at the latest one week before my planned visit.

HOW AM I GOING TO THE VERBEKE FOUNDATION?

- I drive my car
- I take a train and bus
- I go with the school bus
- I ride my bike



HOW AM I GOING TO THE VERBEKE FOUNDATION?



I drive my car



- I take my car and drive to the Verbeke Foundation. This is not a picture of my car.



- I set my GPS: 1, Westakkers 9190 Kemzeke (Stekene)
Or:
From **ANTWERP** by E34: exit 11 Kemzeke
At the roundabout take the third exit direction Hellestraat/Koewacht.
This is a road parallel with the E34 towards Knokke.
From **KNOKKE** by E34: exit 11 Kemzeke
At the roundabout take the fourth exit direction Hulst.
At the next roundabout take the fourth exit towards Hellestraat/Koewacht.
This is a road parallel with the E34 direction of Knokke.
I leave at:a.m./p.m.
The car ride takes.....hour.....minutes



- It may take longer due to traffic. That is no problem.



- On the right side I see the entrance to the Verbeke Foundation. I drive through the entrance gate towards the parking lot.

HOW AM I GOING TO THE VERBEKE FOUNDATION?



I drive my car



- I choose a parking space.
Parking is free.



- The red old parking meters
are out of use.
It is an art gimmick.



- I go to the entrance.
The entrance is a red container.

HOW AM I GOING TO THE VERBEKE FOUNDATION?



I take a train and bus



- I go to the train station in
I buy a ticket and take a train to **Sint-Niklaas**.
Outside, at the main entrance/exit of the train station I find the public busses of 'de Lijn'.



- I take **bus 41** (Moerbeke) or **bus 43** (Hulst).
The bus ride takes proximally **35 minutes**.
The bus ride may take longer due to traffic. That is no problem.



- I get out at the **bus stop 'Drieschouwen'**.
- I still need to walk 1 km until I arrive at the Verbeke Foundation.



- On 'Westakker', a street parallel to highway E34, I see the **entrance of Verbeke Foundation**.
I cross the parking lot.
- At the right side I see a red container. This is the entrance .

HOW AM I GOING TO THE VERBEKE FOUNDATION?



I go with the school bus.



- The school bus is bringing us to Verbeke Foundation in Kemzeke. We are leaving school at : a.m./p.m. This is not a picture of our school bus. The ride will take proximallyhour..... minutes.
- The bus ride may take longer due to traffic. That is no problem.



- We get out at the parking lot of Verbeke Foundation.



- The entrance is a red container.

HOW AM I GOING TO THE VERBEKE FOUNDATION?



I ride my bike.



- I ride my bike to the Verbeke Foundation in Kemzeke.
I leave ata.m./p.m.

The ride will take proximally
.....hour.....minutes.



- This is a picture of the entrance gate to the museum.



- This is a picture of the entrance to the museum.



- I can put my bike left of the red container.
- I lock my bike.
- I go to the entrance.
The entrance is a red container.

AGREEMENTS TO COMPLY WITH AT VERBEKE FOUNDATION




- I may walk on the grass and the pathways.



- I wear preferably sneakers or hiking boots.



- I wear warm clothes when the weather is cold; there is no heating in the green house.



- I am allowed to take pictures.



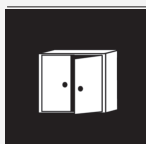
- When I see icons of 'do not climb' or 'do not touch', I will comply with it.



- When the guide/ mentor/ teacher gives permission to touch an art work I am allowed to do so.



- I am allowed to carry my bag or backpack throughout the museum site.



- In the cafeteria are lockers. I find them close to the sliding glass door. I may use them.

I ARRIVE AT THE VERBEKE FOUNDATION. WHAT DO I DO NOW?



- I recognize the red container with the sign ENTRANCE.



- I walk through the container, a dark area, towards the reception desk.



- I pass the glazed door.
- To my right side I see the wooden reception desk.
- I pay the entrance fee with **cash** or with a **bankcard**.
- I receive a sticker 'sponsored by nature' and a map of the museum site.

- I ask for additional information e.g. where I can find **the lockers**.
- If I made a **reservation for a guided tour** I mention it now.



I ARRIVE AT THE VERBEKE FOUNDATION. WHAT DO I DO NOW?



- At the reception desk I am close to the **only restrooms** on the site.




- I walk towards the **EXPO HALL**. This is a fair-sized area with a large altitude. The **inner exhibition** is now to my left and right side.

I ARRIVE AT THE VERBEKE FOUNDATION. WHAT DO I DO NOW?



I decide to start my visit with the inner exhibition.



- I can find information about the artist and the art works on the **info signs** on the walls.
- On the map with the **inner ground plan** of the museum you will find information where to find the temporary exhibition (**TEMPORARY**). The exhibition in this area changes every 6 months. There is a winter exhibition and a summer exhibition.
- I search on the website www.verbekefoundation.com which exhibition is taking place at the time of my planned visit.



- When I am in the EXPO HALL I can visit the area with **BIO ART/BIO-KUNST**. Here you find e.g. skulls and stomachs of animals, fetuses of animals and babies. If I find this too scary to see, I avoid this area.




- I may continue my visit towards the **SERRE**. In this huge greenhouse; daylight might be very bright. Depending on the season it is an area where it is either warm or cold.

I ARRIVE AT THE VERBEKE FOUNDATION. WHAT DO I DO NOW?



I decide to start my visit with the inner exhibition.



- The temperature and brightness of light in the **COLLAGEMUSEUM** is always comfortable
The needed **time** to visit the inner exhibition depends on me.
- If I like it I might spend **1.30h** or even longer.
- I might decide to limit my visit of the inner exhibition to 1 hour because I want to visit the outside **sculpture garden**.

I ARRIVE AT THE VERBEKE FOUNDATION. WHAT DO I DO NOW?



I decide to start my visit with the outer exhibition.



- I would rather start with the outer exhibition.
From the EXPO HALL I walk towards a big glazed door.
I arrive at the ORANGERIE/CAFETERIA which is a huge greenhouse construction.



- I walk straight towards the terrace (TERRACE) outside;
I walk towards the lawn.
- I cross the lawn and start my visit to the sculpture garden.
- I look at my museum map **OUTSIDE/ GARDEN NORTH**.



- I follow the artworks numbered 1.1 to 1.42.

I walk at my own pace.

I will find **information signs** nearby the art works.

On the **sensory map**, which I can download, I find icons that show me if I can/cannot touch, if I will encounter smells, if the area is dark /bright, scary or loudly.

When I arrive at artwork 1.42 I probably have walked 1 hour.




TOILET




- At the **reception area** I am close to **the only restrooms** on the museum site.



- At the end of this long hall I will find the restrooms on my right side.



- This is a picture of the restroom for ladies and girls.



- This is a picture of the restroom for gentlemen, boys, disabled people and nursery for babies.

CAFETARIA



- Here I can buy something to eat
- Here I can buy and have a drink
- Here I can visit the museum shop

The cafeteria is a place where it **can be noisy**; much talking is going on here. I can buy something to eat: fresh 'soup of the day' served with bread, croque-monsieur, salad, pie, potato chips. I can buy cold and warm drinks: coffee, soft drinks, wine and beer.

- I go to the counter and order the food and/or drink that I choose. I can pay cash or with a bank card.

CAFETARIA



I pay with cash money.



- I go to the counter and order my drink. After paying it with cash money I take my drink and choose a place to sit down.
If I order a hot food, I will receive a small green numbered plastic tray.
- I choose a place to sit down.
- I tell the personnel where they can find me.
- I may choose to take place at a table **inside**.
I may choose to take place at a table on the terrace **outside**.
- The food will be brought to my table.

CAFETARIA



I pay with a bank card.



- I go to the **reception desk at the entrance** and use my **bank card to pay** for food and/or drink(s).
- I receive a **stamped ticket**.



- With this stamped ticket I can pick up my order at the counter.
- I **wait** for my drink(s) **and take it** to a chosen seat.
- If I **order a hot food**, I will receive a **small green numbered plastic tray**.
- I choose a place to sit down.
- I tell the personnel where they can find me.
- I may choose to take place at a table **inside**.
- I may choose to take place at a table on the **terrace outside**.
- The food will be brought to my table.

SHOP



- Next to the **Reception desk** is the **museum SHOP**.
- I may take a look at the books about the artists and their art work.
- I browse in the art books but decide not to buy one.
- I want to buy something from the SHOP.



- I want to buy something. There is nobody present to pay my purchase.
- I take my book(s) to the reception desk at the entrance.
- I pay with money or bank card.

END OF MY VISIT TO THE VERBEKE FOUNDATION



- I decide to finish my visit at the Verbeke Foundation.
- If I put some personal belongings into a locker, I make sure to take them out.



- I go **back to the entrance** of the museum.
- I walk through the **dark container** towards the parking lot.

RETURN FROM MY VISIT AT THE VERBEKE FOUNDATION

- I go back home.
- I go back to school.
- I go to another activity.

- I drive my car.
- I take a bus and train.
- I take the school bus.
- I ride my bike.

RETURN FROM MY VISIT AT THE VERBEKE FOUNDATION



I drive my car



- I walk towards my car at the **parking lot**.



- I set my GPS that navigates me towards my **home address** or I navigate towards my **next activity**.



- I drive towards the main entrance.
- The time to get back takes**hour**.....**minutes**.
- The ride might take longer, due to heavy traffic. That is not a problem.

RETURN FROM MY VISIT AT THE VERBEKE FOUNDATION



I take a bus and train.



- I walk towards the **parking lot**.
-



- I leave the museum site through the wooden **entrance gate**.
I turn left and walk on a road parallel with the E34.
-



- At the roundabout I take the direction 'Sint-Niklaas', cross the bridge and **walk towards bus stop 'Drieschouwen'**.
- Here I take the 'de Lijn' bus 41 or bus 43 direction Kemzeke Sint-Niklaas.

De ride may take **35 minutes**.
The ride might take longer, due to heavy traffic. That is not a problem.

RETURN FROM MY VISIT AT THE VERBEKE FOUNDATION



I take the school bus.



- I go to the parking lot. I see our school bus and get in.



This is not a picture of our school bus.

- We drive back to school.

- The ride back might take**hour**.....**minutes**.
It may take longer, due to traffic. That is not a problem for me.

RETURN FROM MY VISIT AT THE VERBEKE FOUNDATION



I ride my bike.



- I leave the museum through the dark entrance container. My bike is parked near the red entrance container.



- I leave the parking lot through the wooden entrance gate.



- The ride may takehour.....minutes.